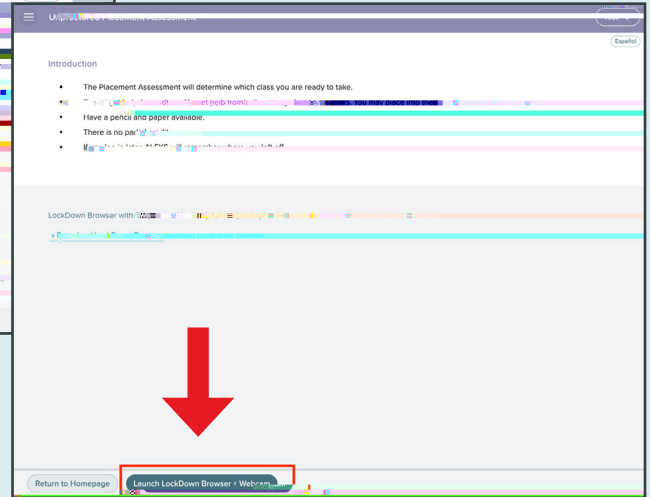
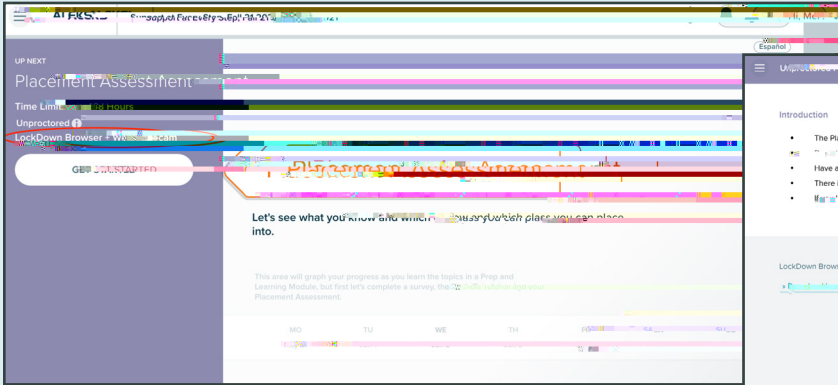


If you have confirmed all of the above steps, and are still having issues, it could be that your internet service is having trouble. Try plugging directly into your modem or seek out an alternative internet source.

Still stuck? Reach out to ALEKS Support for help:

Follow Along with Screenshots:

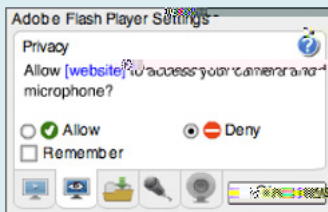
Starting your Placement Assessment:



1 Agree to the student terms of use.



2 Allow access to your camera and microphone.



3 Take a photo and record a video to show your identification card, then click Continue.



4 Read any additional instructions from your instructor.

5 Finally, begin.
Good luck on your exam!